

1. Name of Listed Entity: **Arvind Infrastructure Limited**
2. Scrip Code/Name of Scrip/Class of Security: **539301 (BSE), ARVINFRA, Equity Shares**
3. Share Holding Pattern Filed under: **Reg. 31(1)(b) for the Quarter ending on 31st December, 2015.**

4. Declaration: **The Listed entity is required to submit the following declaration to the extent of submission of information:-**

Sr. No.	Particulars	Yes*	No*
1	Whether the Listed Entity has issued any partly paid up shares?		No
2	Whether the Listed Entity has issued any Convertible Securities or Warrants?		No
3	Whether the Listed Entity has any shares against which depository receipts are issued?		No
4	Whether the Listed Entity has any shares in locked-in?	Yes	
5	Whether any shares held by promoters are pledge or otherwise encumbered?	Yes	

* If the Listed Entity selects the option 'No' for the questions above, the columns for the partly paid up shares, Outstanding Convertible Securities/Warrants, depository receipts, locked-in shares, No of shares pledged or otherwise encumbered by promoters, as applicable, shall not be displayed at the time of dissemination on the Stock Exchange website. Also wherever there is 'No' declared by Listed Entity in above table the values will be considered as 'Zero' by default on submission of the format of holding of specified securities.

5. The tabular format for disclosure of holding of specified securities is as follows:-

For Arvind Infrastructure Ltd.

[Handwritten Signature]
Company Secretary

Table I - Summary Statement holding of specified securities

Category	Category of shareholder	Nos. of shareholders	No. of fully paid up equity shares held	No. of Partly paid-up equity shares held	No. of shares underlying Depository Receipts	Total nos. shares held	Shareholding as a % of total no. of shares (calculated as per SCRR, 1957)	Number of Voting Rights held in each class of securities				No. of Shares Underlying Outstanding convertible securities (including Warrants)	Shareholding, as a % assuming full conversion of convertible securities (as a percentage of diluted share capital)	Number of Locked in shares		Number of Shares pledged or otherwise encumbered		Number of equity shares held in dematerialized form		
								(IX)			Total as a % of (A+B+C)			(X)	(XI)=(VII)+(X) As a % of (A+B+C2)	(XII)			(XIII)	
								No of Voting Rights								No. (a)	As a % of total Shares held		No. (a)	As a % of total Shares held
Class eg: X	Class eg: y	Total																		
(A)	Promoter & Promoter Group	35	12142700	0	0	12142700	47.02	12142700	0	12142700	47.02	0	0.00	5164862	20.00	45500	0.37	12142700		
(B)	Public	143906	13681607	0	0	13681607	52.98	13681607	0	13681607	52.98	0	0.00	0	0.00	0	0	13370415		
(C)	Non Promoter- Non Public	0	0	0	0	0	0.00	0	0	0	0.00	0	0.00	0	0.00	0	0	0		
(D)	Shares underlying DRs	0	0	0	0	0	0.00	0	0	0	0.00	0	0.00	0	0.00	0	0	0		
(E)	Shares held by Employee Trusts	0	0	0	0	0	0.00	0	0	0	0.00	0	0.00	0	0.00	0	0	0		
	Total	143941	25824307	0	0	25824307	100.00	25824307	0	25824307	100.00	0	0.00	5164862	20.00	45500	0.37	25513115		


For Arvind Infrastructure Ltd.

Naveen
Company Secretary

Table II - Statement showing shareholding pattern of the Promoter and Promoter Group

	Category & Name of the Shareholders	PAN	No. of shareholder	No. of fully paid up equity shares held	Partly paid-up equity shares held	Nos. of shares underlying Depository Receipts	Total nos. shares held	Shareholding % calculated as per SCRR, 1957	Number of Voting Rights held in each class of securities			No. of Shares Outstanding convertible securities (including Warrants)	Shareholding, as a % assuming full conversion of convertible securities (as a percentage of diluted share capital)	Number of Locked in shares		Number of Shares pledged or otherwise encumbered		Number of equity shares held in dematerialized form			
									(IX)					(X)	(XI)=(VII)+(X) As a % of (A+B+C2)	(XII)			(XIII)		
									No of Voting Rights							Total as a % of Total Voting rights	No. (a)		As a % of total Shares held (b)	No. (a)	As a % of total Shares held (b)
									Class X	Class Y	Total										
(1)	Indian																				
(a)	Individuals/Hindu undivided Family		20	234183	0	0	234183	0.91	234183	0	234183	0.91	0	0.00	0	0.00	0	0.00	234183		
(a1)	Sanjaybhai Shrenikbhai Lalbhai			200129	0	0	200129	0.77	200129	0	200129	0.77	0	0.00	0	0.00	0	0.00	200129		
(a2)	Sanjaybhai Shrenikbhai Lalbhai			15	0	0	15	0.00	15	0	15	0.00	0	0.00	0	0.00	0	0.00	15		
(a3)	Sanjaybhai Shrenikbhai Lalbhai			1	0	0	1	0.00	1	0	1	0.00	0	0.00	0	0.00	0	0.00	1		
(a4)	Sanjaybhai Shrenikbhai Lalbhai			10	0	0	10	0.00	10	0	10	0.00	0	0.00	0	0.00	0	0.00	10		
(a5)	Jayshreeben Sanjaybhai Lalbhai			26	0	0	26	0.00	26	0	26	0.00	0	0.00	0	0.00	0	0.00	26		
(a6)	Jayshreeben Sanjaybhai Lalbhai			7	0	0	7	0.00	7	0	7	0.00	0	0.00	0	0.00	0	0.00	7		
(a7)	Punit Sanjaybhai			371	0	0	371	0.00	371	0	371	0.00	0	0.00	0	0.00	0	0.00	371		
(a8)	Samvegbbhai Arvindbhai Lalbhai			10494	0	0	10494	0.04	10494	0	10494	0.04	0	0.00	0	0.00	0	0.00	10494		
(a9)	Samvegbbhai Arvindbhai Lalbhai			6885	0	0	6885	0.03	6885	0	6885	0.03	0	0.00	0	0.00	0	0.00	6885		
(a10)	Samvegbbhai Arvindbhai Lalbhai			4279	0	0	4279	0.02	4279	0	4279	0.02	0	0.00	0	0.00	0	0.00	4279		
(a11)	Anamikaben Samvegbbhai Lalbhai			4003	0	0	4003	0.02	4003	0	4003	0.02	0	0.00	0	0.00	0	0.00	4003		
(a12)	Hansaben Niranjanbhai Lalbhai			2665	0	0	2665	0.01	2665	0	2665	0.01	0	0.00	0	0.00	0	0.00	2665		
(a13)	Hansaben Niranjanbhai Lalbhai			1139	0	0	1139	0.00	1139	0	1139	0.00	0	0.00	0	0.00	0	0.00	1139		
(a14)	Saumya Samvegbbhai Lalbhai			2000	0	0	2000	0.01	2000	0	2000	0.01	0	0.00	0	0.00	0	0.00	2000		
(a15)	Swati S Lalbhai			771	0	0	771	0.00	771	0	771	0.00	0	0.00	0	0.00	0	0.00	771		
(a16)	Badlani Manini Rajiv			540	0	0	540	0.00	540	0	540	0.00	0	0.00	0	0.00	0	0.00	540		
(a17)	Taral S Lalbhai			407	0	0	407	0.00	407	0	407	0.00	0	0.00	0	0.00	0	0.00	407		
(a18)	Sunil Siddharth Lalbhai			343	0	0	343	0.00	343	0	343	0.00	0	0.00	0	0.00	0	0.00	343		
(a19)	Vimlaben S Lalbhai			97	0	0	97	0.00	97	0	97	0.00	0	0.00	0	0.00	0	0.00	97		
(a20)	Kalpanaben Shripalbbhai Morakhia			1	0	0	1	0.00	1	0	1	0.00	0	0.00	0	0.00	0	0.00	1		

For Arvind Infrastructure Ltd.


Company Secretary

(b)	Central Government/ State Government(s)			0	0	0	0	0.00	0	0	0	0.00	0	0.00		0.00	0	0.00	0
(c)	Financial Institutions/ Banks			0	0	0	0	0.00	0	0	0	0.00	0	0.00		0.00	0	0.00	0
(d)	Any Other (specify)																		
(d-1)	Body Corporate	15	11908517	0	0	11908517	46.11	11908517	0	11908517	46.11	0	0.00	5164862	20.00	45500	0.38	11908517	
(d-1)	Aura Securities Private Limited		9532559	0	0	9532559	36.91	9532559	0	9532559	36.91	0	0.00	5164862	20.00	0	0.00	9532559	
(d-2)	Aura Securities Private Limited		921418	0	0	921418	3.57	921418	0	921418	3.57	0	0.00	0	0.00	0	0.00	921418	
(d-3)	Laibhai Realty Finance Private Limited		45500	0	0	45500	0.18	45500	0	45500	0.18	0	0.00	0	0.00	45500	100.00	45500	
(d-4)	AML Employees' Welfare Trust		631014	0	0	631014	2.44	631014	0	631014	2.44	0	0.00	0	0.00	0	0.00	631014	
(d-5)	Atul Limited		412747	0	0	412747	1.60	412747	0	412747	1.60	0	0.00	0	0.00	0	0.00	412747	
(d-6)	Aeon Investments Private Limited		17924	0	0	17924	0.07	17924	0	17924	0.07	0	0.00	0	0.00	0	0.00	17924	
(d-7)	Adore Investments Private Limited		13229	0	0	13229	0.05	13229	0	13229	0.05	0	0.00	0	0.00	0	0.00	13229	
(d-8)	Anusandhan Investments Limited		11000	0	0	11000	0.04	11000	0	11000	0.04	0	0.00	0	0.00	0	0.00	11000	
(d-9)	Aagam Holdings Private Limited		187625	0	0	187625	0.73	187625	0	187625	0.73	0	0.00	0	0.00	0	0.00	187625	
(d-10)	Amazon Investments Private Limited		115296	0	0	115296	0.45	115296	0	115296	0.45	0	0.00	0	0.00	0	0.00	115296	
(d-11)	Amardeep Holdings Private Limited		9425	0	0	9425	0.04	9425	0	9425	0.04	0	0.00	0	0.00	0	0.00	9425	
(d-12)	Aayojan Resources Private Ltd		8450	0	0	8450	0.03	8450	0	8450	0.03	0	0.00	0	0.00	0	0.00	8450	
(d-13)	Adhinami Investments Private Limited		600	0	0	600	0.00	600	0	600	0.00	0	0.00	0	0.00	0	0.00	600	
(d-14)	Akshita Holdings Private Limited		13	0	0	13	0.00	13	0	13	0.00	0	0.00	0	0.00	0	0.00	13	
(d-15)	Bhupendra M Shah (Trustee of AML Employees' Welfare Trust)		1717	0	0	1717	0.01	1717	0	1717	0.01	0	0.00	0	0.00	0	0.00	1717	
	Sub-Total (A)[1]	35	12142700	0	0	12142700	47.02	12142700	0	12142700	47.02	0	0	5164862	20.00	45500	0.38	12142700	
(2)	Foreign																		
(a)	Individuals (Non- Resident Individuals/ Foreign Individuals)	0	0	0	0	0	0.00	0	0	0	0.00	0	0.00		0.00	0	0.00	0	
(b)	Government	0	0	0	0	0	0.00	0	0	0	0.00	0	0.00		0.00	0	0.00	0	
(c)	Institutions	0	0	0	0	0	0.00	0	0	0	0.00	0	0.00		0.00	0	0.00	0	
(d)	Foreign Portfolio Investor	0	0	0	0	0	0.00	0	0	0	0.00	0	0.00		0.00	0	0.00	0	
(e)	Any Other (specify)																		
	Sub-Total (A)[2]	0	0	0	0	0	0.00	0	0	0	0.00	0	0.00	0	0.00	0	0.00	0	
	Total Shareholding of Promoter and Promoter Group (A)= (A)[1]+(A)[2]	35	12142700	0	0	12142700	47.02	12142700	0	12142700	47.02	0	0	5164862	20.00	45500	0.38	12142700	

Details of Shares which remain unclaimed may be given hear along with details such as number of shareholders, outstanding shares held in demat/unclaimed suspense account, voting rights which are frozen etc.

Note:

(1) PAN would not be displayed on website of Stock Exchange(s).

(2) The term "Encumbrance" has the same meaning as assigned under regulation 28(3) of SEBI (Substantial Acquisition of Shares and Takeovers) Regulations, 2011.

For Arvind Infrastructure Ltd.

Mans
Company Secretary

Table II A- Unclaimed Details

Details of Shares which remain unclaimed may be given here along with details such as number of shareholders, outstanding shares held in demat/unclaimed suspense account, voting rights which are frozen etc.	
No. of shareholders	No of Shares held
0	0

For Arvind Infrastructure Ltd.

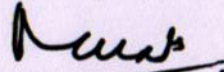
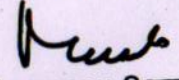

Company Secretary

Table III - Statement showing shareholding pattern of the Public shareholder

	Category & Name of the Shareholders	PAN	No. of shareholder	No. of fully paid up equity shares held	Partly paid-up equity shares held	Nos. of shares underlying Depository Receipts	Total nos. shares held	Shareholding % calculated as per SCRR, 1957	Number of Voting Rights held in each class of securities			No. of Shares Underlying Outstanding convertible securities (including Warrants)	Total Shareholding, as a % assuming full conversion of convertible securities (as a percentage of diluted share capital)	Number of Locked in shares	Number of Shares pledged or otherwise encumbered	Number of equity shares held in dematerialized form							
									(IX)								(X)	(XI)	(XII)		(XIII)		(XIV)
									No of Voting Rights										Total as a % of Total Voting rights	No. (a)	As a % of total Shares held (b)	No. (Not Applicable) (a)	
Class X	Class Y	Total																					
(1)	Institutions																						
(a)	Mutual Funds		52	287240	0	0	287240	1.11	287240	0	287240	1.11	0	0.00	0	0.00	NA	NA	286167				
(b)	Venture Capital Funds		0	0	0	0	0	0.00	0	0	0	0.00	0	0.00	0	0.00	NA	NA	0				
(c)	Alternate Investment Funds		0	0	0	0	0	0.00	0	0	0	0.00	0	0.00	0	0.00	NA	NA	0				
(d)	Foreign Venture Capital Investors		3	111	0	0	111	0.00	111	0	111	0.00	0	0.00	0	0.00	NA	NA	96				
(e)	Foreign Portfolio Investors		18	1140135	0	0	1140135	4.41	1140135	0	1140135	4.41	0	0.00	0	0.00	NA	NA	1140135				
(e1)	Multiples Private Equity FII I			806760	0	0	806760	3.12	806760	0	806760	3.12	0	0.00	0	0.00	NA	NA	806760				
(f)	Financial Institutions/Banks		46	978	0	0	978	0.00	978	0	978	0.00	0	0.00	0	0.00	NA	NA	214				
(g)	Insurance Companies		3	1559296	0	0	1559296	6.04	1559296	0	1559296	6.04	0	0.00	0	0.00	NA	NA	1559181				
(g1)	Life Insurance Corporation of India			1559181	0	0	1559181	6.04	1559181	0	1559181	6.04	0	0.00	0	0.00	NA	NA	1559181				
(h)	Provident Funds/Pension Funds		0	0	0	0	0	0.00	0	0	0	0.00	0	0.00	0	0.00	NA	NA	0				
(i)	Any Other (Specify)																						
(i- i)	Foreign Institutional Investors		79	1255119	0	0	1255119	4.86	1255119	0	1255119	4.86	0	0.00	0	0.00	NA	NA	1252930				
(i-1)	Dimensional Emerging Markets Value Fund			383891	0	0	383891	1.49	383891	0	383891	1.49	0	0.00	0	0.00	NA	NA	383891				
B	Sub Total (B)(1)		201	4242879	0	0	4242879	16.43	4242879	0	4242879	16.43	0	0.00	0	0.00	NA	NA	4238723				
(2)	Central Government/ State Government(s)/ President of India		1	50	0	0	50	0.00	50	0	50	0.00	0	0.00	0	0.00	NA	NA	50				
	Sub Total (B)(2)		1	50	0	0	50	0	50	0	50	0.00	0	0.00	0	0.00	NA	NA	50				

For Arvind Infrastructure Ltd.


Company Secretary

(3)	Non-Institutions																NA	
(a)	Individuals -	140800	7143988	0	0	7143988	27.66	7143988	0	7143988	27.66	0	0.00	0	0.00	NA	6859498	
	i. Individual shareholders holding nominal share capital up to Rs. 2 lakhs.	140758	5097095	0	0	5097095	19.74	5097095	0	5097095	19.74	0	0.00	0	0.00	NA	4812605	
	ii. Individual shareholders holding nominal share capital in excess of Rs. 2 lakhs.	42	2046893	0	0	2046893	7.93	2046893	0	2046893	7.93	0	0.00	0	0.00	NA	2046893	
	Sanjay Ranchhodlal Shah		300000	0	0	300000	1.16	300000	0	300000	1.16	0	0.00	0	0.00	NA	300000	
(b)	NBFCs registered with RBI	0	0	0	0	0	0	0	0	0	0.00	0	0.00	0	0.00	NA	0	
(c)	Employee Trusts	0	0	0	0	0	0	0	0	0	0.00	0	0.00	0	0.00	NA	0	
(d)	Overseas Depositories (holding DRs) (balancing figure)	0	0	0	0	0	0	0	0	0	0.00	0	0.00	0	0.00	NA	0	
(e)	Any Other (specify)	2904	2294690	0	0	2294690	8.89	2294690	0	2294690	8.89	0	0.00	0	0.00	NA	2272144	
(e-i)	Non Resident Repatriates	977	355297	0	0	355297	1.38	355297	0	355297	1.38	0	0.00	0	0.00	NA	339041	
(e-ii)	Non Resident Non Repatriates	480	34157	0	0	34157	0.13	34157	0	34157	0.13	0	0.00	0	0.00	NA	33846	
(e-iii)	Others	121	34067	0	0	34067	0.13	34067	0	34067	0.13	0	0.00	0	0.00	NA	33350	
(e-iv)	Body Corporate	1326	1871169	0	0	1871169	7.25	1871169	0	1871169	7.25	0	0.00	0	0.00	NA	1865907	
(e-iv1)	Multiples Private Equity Fund		273240	0	0	273240	1.06	273240	0	273240	1.06	0	0.00	0	0.00	NA	273240	
(e-iv2)	Equity Intelligence India Private Limited		260000	0	0	260000	1.01	260000	0	260000	1.01	0	0.00	0	0.00	NA	260000	
	Sub Total (B)(3)	143704	9438678	0	0	9438678	36.55	9438678	0	9438678	36.55	0	0.00	0	0.00	NA	9131642	
	Total Public Shareholding (B)= (B)(1)+(B)(2)+(B)(3)	143906	13681607	0	0	13681607	52.98	13681607	0	13681607	52.98	0	0.00	0	0.00	NA	13370415	

Details of Shareholders acting in Concert including their Shareholding (No. and %):

Details of Shares which remain unclaimed may be given hear along with details such as number of shareholders, outstanding shares held in demat/unclaimed suspense account, voting rights which are frozen etc.

Note:

(1) PAN would not be displayed on website of Stock Exchange(s).

(2) The above format needs to be disclosed along with the name of following persons: Institutions/Non Institutions holding more than 1% of total number of shares.

(3) W.r.t. the information pertaining to Depository Receipts, the same may be disclosed in the respective columns to the extent information available and the balance to be disclosed as held by custodian,

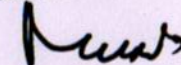
For Arvind Infrastructure Ltd.

 Company Secretary

Table III A - Person Acting in Concert

Details of the shareholders acting as persons in Concert including their Shareholding:			
Name of Shareholder	Name of PAC	No. of shares	Holding %
0	0	0	0.00

For Arvind Infrastructure Ltd.

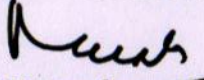

Company Secretary

Table III B - Unclaimed Details

Details of Shares which remain unclaimed may be given here along with details such as number of shareholders, outstanding shares held in demat/unclaimed suspense account, voting rights which are frozen etc.

No. of shareholders	No of Shares held
0	0

For Arvind Infrastructure Ltd.

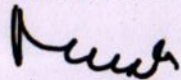

Company Secretary

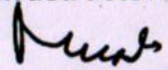
Table IV - Statement showing shareholding pattern of the Non Promoter- Non Public shareholder

	Category & Name of the Shareholders	PAN	No. of shareholder	No. of fully paid up equity shares held	Partly paid-up equity shares held	Nos. of shares underlying Depository Receipts	Total nos. shares held	Shareholding % calculated as per SCRR, 1957	Number of Voting Rights held in each class of securities			No. of Shares Underlying Outstanding convertible securities (including Warrants)	Total Shareholding , as a % assuming full conversion of convertible securities (as a percentage of diluted share capital)	Number of Locked in shares		Number of Shares pledged or otherwise encumbered		Number of equity shares held in dematerialized form	
									(IX)					Total as a % of Total Voting rights	(XII)		(XIII)		
									Class X	Class Y	Total				No. (a)	As a % of total Shares held (b)	No. (Not Applicable) (a)		As a % of total Shares held (Not Applicable) (b)
(I)	(II)	(III)	(IV)	(V)	(VI)	(VII)=(IV)+(V)+(VI)	(VIII) As a % of (A+B+C2)				(X)	(XI)			(XIV)				
(1)	Custodian/DR Holder	0	0	0	0	0	0	0.00	0	0	0	0.00	0	0.00	0	0.00	NA	0	
(a)	Name of DR Holder (if available)																		
(2)	Employee Benefit Trust (under SEBI (Share based Employee Benefit) Regulations, 2014)	0	0	0	0	0	0	0.00	0	0	0	0.00	0	0.00	0	0.00	NA	0	
(a)	Name																		
	Total Non-Promoter-Non Public Shareholding (C)= (C)(1)+(C)(2)	0	0	0	0	0	0	0.00	0	0	0	0.00	0	0.00	0	0.00	NA	0	

Note:

- (1) PAN would not be displayed on website of Stock Exchange(s).
(2) The above format needs to disclose name of all holders holding more than 1% of total number of shares
(3) W.r.t. the information pertaining to Depository Receipts, the same may be disclosed in the respective columns to the extent information available,

For Arvind Infrastructure Ltd.


Company Secretary